



PRO Series

Piston
compressor range



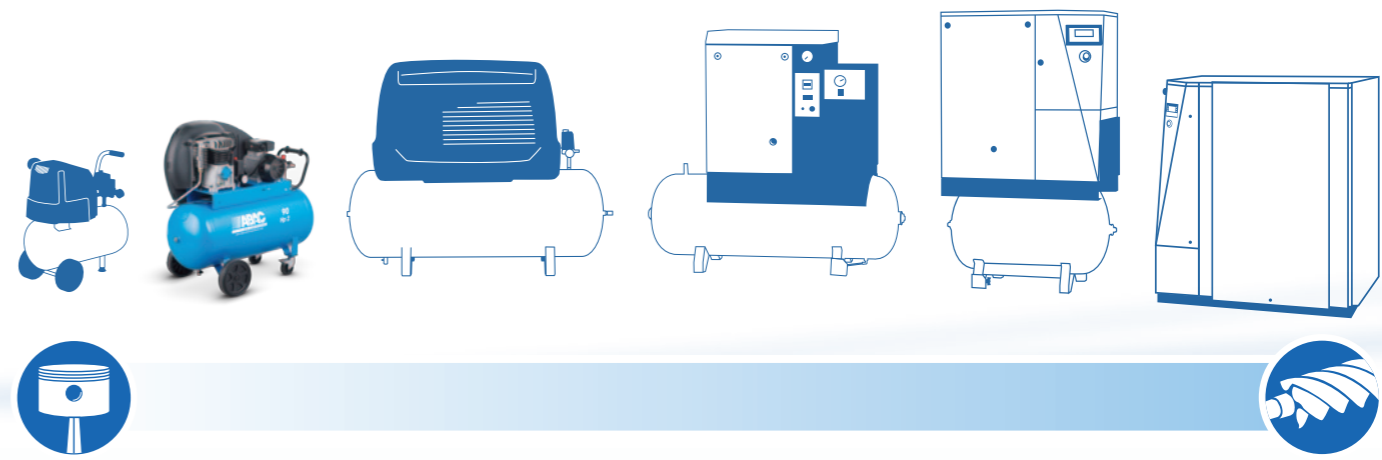
Compressed air at your service

Join the ABAC advantage

Since 1980, ABAC offers the right mix of flexibility and experience for the industrial, professional and DIY compressed air markets. From state-of-the-art production facilities straight to your business via thousands of distributors in more than 100 countries worldwide, ABAC provides you with plug & play air solutions with a quality label. We deliver trouble free workmates, both piston as well as screw compressors, that are always available and ready to use.



Join today thousands of convinced customers operating millions of ABAC compressors worldwide.



You can count on qualitative products designed with the customer in mind whenever you choose an ABAC piston compressor:

- Plug and play air solutions
- Always available and ready to use
- First class usability
- High-end durability and performance




A29B PRO Range

One stage belt driven compressors

The A29B PRO range offers more user friendliness and lower operating temperatures.

This is achieved all thanks to the several special product features focusing on the user comfort. They are a great match for more value seeking customers using their compressor for grinding and small hammering operations, but also ratcheting and wrenching.

Applications



Innovative design

Belt guard improving air cooling

Durability

slow speed pump design reducing temperatures

Flexibility

dual outlet

Performance

standard aftercooler

User friendly

big wheels and blockable pivot wheels

PRO A29B 90 CM2

2 hp, 90 liter



Model	Partnumber	L	l/min	CFM	HP	kW	rpm	Volt	Bar	dB(A)	L x W xH (mm)	Kg
PRO A29B 27 CM2	4116024264	27	255	8,9	2	1,5	1075	230/1/50	10	93	870 x 370 x 780	49
PRO A29B 27 CT2	4116024265	27	255	8,9	2	1,5	1075	400/3/50	10	93	870 x 370 x 780	49
PRO A29B 50 CM2	4116024266	50	255	8,9	2	1,5	1075	230/1/50	10	93	870 x 370 x 780	49
PRO A29B 50 CT2	4116024267	50	255	8,9	2	1,5	1075	400/3/50	10	93	870 x 370 x 780	49



PRO A29B 50 CM2

2 hp, 50 liter



PRO A29B 150 CM2

2 hp, 150 liter



Model	Partnumber	L	l/min	CFM	HP	kW	rpm	Volt	Bar	dB(A)	L x W xH (mm)	Kg
PRO A29B 90 CM2	4116024521	90	255	8,9	2	1,5	1075	230/1/50	10	93	1010 x 415 x 900	56
PRO A29B 90 CT2	4116024522	90	255	8,9	2	1,5	1075	400/3/50	10	93	1010 x 415 x 900	56
PRO A29B 150 CM2	4116024536	150	255	8,9	2	1,5	1075	230/1/50	10	93	1375 x 420 x 950	87
PRO A29B 150 CT2	4116024537	150	255	8,9	2	1,5	1075	400/3/50	10	93	1375 x 420 x 950	87



Slow speed, low temperature, low noise



Safe and strong grip to move unit



Large and easy to operate drain valve



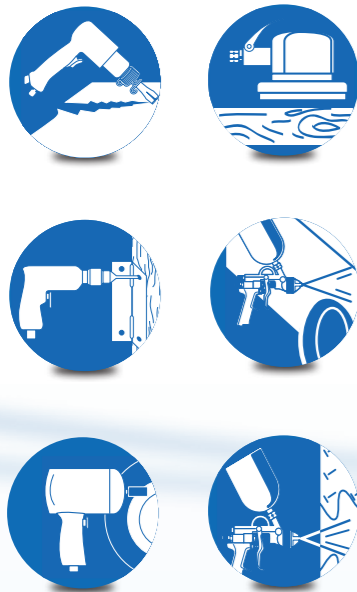
A39B PRO Range

One stage belt driven compressors

Reliable power and performance in combination with user friendly features.

The PRO A39B range performs more heavy tasks but still offers you great flexibility and ease of operations. The features bring extra value to how you can use your compressor for tasks such as hammering, sanding, professional painting and hammering.

Applications



Performance

Great airflows over the pump thanks to beltguard design

Reliability

Reduced wear thanks to great cooling

Safety

Blockable pivot wheels

Maneuverability

Stronger handles with grip




PRO A39B 200 CT3
3 hp, 200 liter



Model	Partnumber	L	l/min	CFM	HP	kW	rpm	Volt	Bar	dB(A)	L x W xH (mm)	Kg
PRO A39B 90 CM3	4116024523	90	393	13,8	3	2,2	1050	230/1/50	10	93	1180 x 460 x 930	72
PRO A39B 90 CT3	4116024524	90	393	13,8	3	2,2	1050	400/3/50	10	93	1180 x 460 x 930	72
PRO A39B 150 CM3	4116024280	150	393	13,8	3	2,2	1050	230/1/50	10	93	1375 x 420 x 950	87
PRO A39B 150 CT3	4116024281	150	393	13,8	3	2,2	1050	400/3/50	10	93	1375 x 420 x 950	87
PRO A39B 200 CM3	4116024282	200	393	13,8	3	2,2	1050	230/1/50	10	93	1500 x 470 x 1110	91



PRO A39B 150 CM3
3 hp, 150 liter



Slow speed, low temperature, low noise



unique innovative belt guard design to improve cooling



PRO A39B 270 CT3
3 hp, 270 liter



Reliable and easy to use



Model	Partnumber	L	l/min	CFM	HP	kW	rpm	Volt	Bar	dB(A)	L x W xH (mm)	Kg
PRO A39B 200 CT3	4116024283	200	393	13,8	3	2,2	1050	400/3/50	10	93	1500 x 470 x 1110	91
PRO A39B 270 CM3	4116024285	270	393	13,8	3	2,2	1050	230/1/50	10	93	1530 x 595 x 1160	138
PRO A39B 270 CT3	4116024286	270	393	13,8	3	2,2	1050	400/3/50	10	93	1530 x 595 x 1160	138
PRO A39B 200 CT4	4116024166	200	486	17,0	4	3	1300	400/3/50	10	96	1500 x 470 x 1110	91
PRO A39B 270 CT4	4116024287	270	486	17,0	4	3	1300	400/3/50	10	96	1530 x 595 x 1160	138



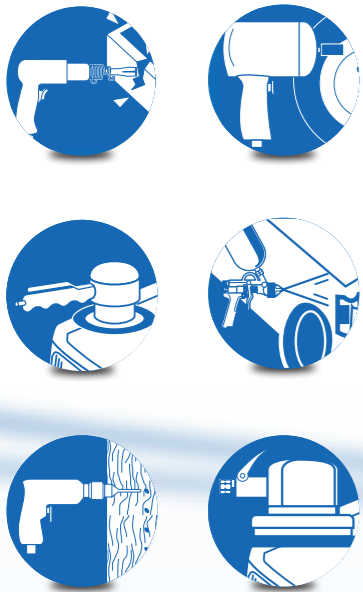
PRO B4900-7000

Two stage belt driven compressors

A double compression providing bigger flows and higher pressure.

In two stage compressors, the air is compressed two times. The ABAC range has highly reliable components and is seen as proven technology. Furthermore, the durability is combined with the user comfort you can expect from this type of high level performance. As the compressors are providing bigger airflows and they are achieving higher operating pressures, it makes them suitable for most professional and semi-industrial applications such as grinding, wrenching, professional painting, sanding,

Applications



User friendly

Clear oil level indicators

Performance


Proven and well established technology

Durability

Strong components



PRO B5900B 270 CT5,5
5,5 hp, 270 liter



Model	Partnumber	L	l/min	CFM	HP	kW	rpm	Volt	Bar	L x W xH (mm)	Kg
PRO B4900 200 CT4	4116019571	200	514	18,0	4	3	1400	400/3/50	11	1500 x 450 x 960	140
PRO B4900 200 FT4	4116019576	200	514	18,0	4	3	1400	400/3/50	11	1500 x 450 x 960	137
PRO B4900 270 CT4	4116019626	270	514	18,0	4	3	1400	400/3/50	11	1530 x 600 x 1160	147
PRO B4900 270 FT4	4116019632	270	514	18,0	4	3	1400	400/3/50	11	1530 x 600 x 1160	144
PRO B5900B 200 CT5,5	4116019696	200	653	22,9	5,5	4	1400	400/3/50	11	1580 x 580 x 1150	164
PRO B5900B 200 FT5,5	4116019700	200	653	22,9	5,5	4	1400	400/3/50	11	1580 x 580 x 1150	161
PRO B5900B 270 CT5,5	4116019770	270	653	22,9	5,5	4	1400	400/3/50	11	1575 x 680 x 1150	170
PRO B5900B 270 FT5,5	4116019781	270	653	22,9	5,5	4	1400	400/3/50	11	1575 x 680 x 1150	167
PRO B5900B 500 CT5,5	4116019806	500	653	22,9	5,5	4	1400	400/3/50	11	2030 x 670 x 1400	222
PRO B5900B 500 FT5,5	4116019812	500	653	22,9	5,5	4	1400	400/3/50	11	2030 x 670 x 1400	219


CT = including wheels / FT = without wheels



PRO B4900 200 CT4
4 hp, 200 liter




PRO B6000 500 CT7,5
7,5 hp, 2500 liter



Model	Partnumber	L	l/min	CFM	HP	kW	rpm	Volt	Bar	L x W xH (mm)	Kg
PRO B6000 270 CT7,5	4116020182	270	827	28,9	7,5	5,5	1400	400/3/50	11	1520 x 600 x 1250	180
PRO B6000 270 FT7,5	4116020190	270	827	28,9	7,5	5,5	1400	400/3/50	11	1520 x 600 x 1250	177
PRO B6000 500 CT7,5	4116020226	500	827	28,9	7,5	5,5	1400	400/3/50	11	2030 x 670 x 1400	263
PRO B6000 500 FT7,5	4116020243	500	827	28,9	7,5	5,5	1400	400/3/50	11	2030 x 670 x 1400	260
PRO B7000 270 CT10	4116020782	270	1210	42,4	10	7,5	1300	400/3/50	11	1520 x 600 x 1250	199
PRO B7000 270 FT10	4116020790	270	1210	42,4	10	7,5	1300	400/3/50	11	1520 x 600 x 1250	196
PRO B7000 500 CT10	4116020835	500	1210	42,4	10	7,5	1300	400/3/50	11	2030 x 670 x 1400	282
PRO B7000 500 FT10	4116020855	500	1210	42,4	10	7,5	1300	400/3/50	11	2030 x 670 x 1400	279
PRO B7000 900 FT10	4116020796	900	1210	42,4	10	7,5	1300	400/3/50	11	2070 x 800 x 1570	337


CT = including wheels / FT = without wheels



Two stage compressor pump with cast iron cylinder for longer life.



Rubber gripped handle with large and jockey wheels for easy maneuvering



Finned aftercooler for lower temperature compressed air